


# Crochet Patterns Dump Truck Applique Instructions By Homeartist Designs

In this article, we will share a step-by-step guide on how to crochet a dump truck applique. This applique is perfect for adding a fun and whimsical touch to your next project. Whether you are making a blanket, a pillow, or a tote bag, this applique is sure to add some personality. So grab your yarn and hook, and let's get started!



## Crochet Patterns DUMP TRUCK Applique Instructions by HomeArtist Designs by Ray Burhop

★★★★☆ 4.5 out of 5

Language : English

File size : 1157 KB

Screen Reader : Supported

Print length : 65 pages



## Materials

- Worsted weight yarn in two colors (one for the dump truck and one for the bed)
- Crochet hook size G/4.00mm
- Yarn needle
- Scissors

## Abbreviations


- sc: single crochet
- hdc: half double crochet
- dc: double crochet
- sl st: slip stitch
- ch: chain

## Instructions

1. **Round 1:** With the main color, make a magic ring. Ch 2, then work 12 sc into the ring. Sl st to join. (12 sc)
2. **Round 2:** Ch 2, then work 2 sc in each sc around. Sl st to join. (24 sc)
3. **Round 3:** Ch 2, then work 1 sc in the next sc, \*2 sc in the next sc, 1 sc in the next sc\*. Repeat from \* to \* around. Sl st to join. (36 sc)
4. **Round 4:** Ch 2, then work 1 sc in each sc around. Sl st to join. (36 sc)
5. **Round 5:** Ch 2, then work 1 sc in the next 2 sc, \*2 sc in the next sc, 1 sc in the next 2 sc\*. Repeat from \* to \* around. Sl st to join. (48 sc)
6. **Round 6:** Ch 2, then work 1 sc in each sc around. Sl st to join. (48 sc)
7. **Round 7:** Ch 2, then work 1 sc in the next 3 sc, \*2 sc in the next sc, 1 sc in the next 3 sc\*. Repeat from \* to \* around. Sl st to join. (60 sc)
8. **Round 8:** Ch 2, then work 1 sc in each sc around. Sl st to join. (60 sc)
9. **Round 9:** Ch 2, then work 1 sc in the next 4 sc, \*2 sc in the next sc, 1 sc in the next 4 sc\*. Repeat from \* to \* around. Sl st to join. (72 sc)
10. **Round 10:** Ch 2, then work 1 sc in each sc around. Sl st to join. (72 sc)

11. **Round 11:** Ch 2, then work 1 sc in the next 5 sc, \*2 sc in the next sc, 1 sc in the next 5 sc\*. Repeat from \* to \* around. Sl st to join. (84 sc)
12. **Round 12:** Ch 2, then work 1 sc in each sc around. Sl st to join. (84 sc)
13. **Round 13:** Ch 2, then work 1 sc in the next 6 sc, \*2 sc in the next sc, 1 sc in the next 6 sc\*. Repeat from \* to \* around. Sl st to join. (96 sc)
14. **Round 14:** Ch 2, then work 1 sc in each sc around. Sl st to join. (96 sc)
15. **Round 15:** Ch 2, then work 1 sc in the next 7 sc, \*2 sc in the next sc, 1 sc in the next 7 sc\*. Repeat from \* to \* around. Sl st to join. (108 sc)
16. **Round 16:** Ch 2, then work 1 sc in each sc around. Sl st to join. (108 sc)
17. **Round 17:** Ch 2, then work 1 sc in the next 8 sc, \*2 sc in the next sc, 1 sc in the next 8 sc\*. Repeat from \* to \* around. Sl st to join. (120 sc)
18. **Round 18:** Ch 2, then work 1 sc in each sc around. Sl st to join. (120 sc)
19. **Round 19:** Ch 2, then work 1 sc in the next 9 sc, \*2 sc in the next sc, 1 sc in the next 9 sc\*. Repeat from \* to \* around. Sl st to join. (132 sc)
20. **Round 20:** Ch 2, then work 1 sc in each sc around. Sl st to join. (132 sc)
21. **Round 21:** Ch 2, then work 1 sc in the next 10 sc, \*2 sc in the next sc, 1 sc in the next 10 sc\*. Repeat from \* to \* around. Sl st to join. (144 sc)
22. **Round 22:** Ch 2, then work 1 sc in each sc around. Sl st to join. (144 sc)

23. **Round 23:** Ch 2, then work 1 sc in the next 11 sc, \*2 sc in the next sc, 1 sc in the next 11 sc\*. Repeat from \* to \* around. Sl st to join. (156 sc)
24. **Round 24:** Ch 2, then work



## Crochet Patterns **DUMP TRUCK** Applique Instructions by HomeArtist Designs by Ray Burhop


★★★★☆ 4.5 out of 5

Language : English

File size : 1157 KB

Screen Reader : Supported

Print length : 65 pages



## **The ABC of ABC Limericks: A Comprehensive Guide to the Quintessential Verse Form**

: A Journey into the World of Limericks Welcome to the whimsical and witty world of ABC limericks, a beloved form of verse that...



## **GCSE Set Text Student Edition: Collins Classroom Classics - A Comprehensive Review**

The GCSE Set Text Student Edition: Collins Classroom Classics is a meticulously crafted resource designed to support students in their GCSE English Literature studies....