

Dive into the Enchanting World of Crochet Cute Baby Projects: A Guide for Beginners and Experienced Crafters Alike

Crocheting, an ancient art form, has been captivating crafters for centuries with its intricate stitches and versatile creations. Whether you're a seasoned crocheter or just starting out, finding adorable baby project ideas can be an exciting endeavor. This comprehensive guide will introduce you to a treasure trove of crochet baby projects, ranging from cuddly animals to practical accessories. Dive into the world of crochet and create handmade treasures that will cherish your little ones for years to come.

Crochet Animals: Your Baby's Furry Companions

Crocheted animals are not only adorable but also soft and cuddly companions for your baby. With a variety of patterns and yarns to choose from, you can let your imagination run wild and create unique and whimsical animals that will spark your little one's imagination. Here are a few inspiring ideas:



Crochet Patterns for Babies: Crochet Cute Baby Projects: Crochet Children Stuffs

by Pamela Leis Higdon

★★★★☆ 4.4 out of 5

Language : English
File size : 17396 KB
Text-to-Speech : Enabled
Screen Reader : Supported
Enhanced typesetting : Enabled
Print length : 52 pages
Lending : Enabled

FREE

DOWNLOAD E-BOOK



- **Amigurumi Zoo Crew:** Crochet a whole zoo's worth of animals, from elephants and lions to monkeys and zebras. These small and cuddly critters are perfect for on-the-go play.



- **Teddy Bear Buddies:** Classic and timeless, crocheted teddy bears are always a hit. Choose from a variety of patterns, from traditional bears to whimsical designs.



- **Farm Friends:** Bring the farm to your baby's room with crocheted cows, pigs, and sheep. These farm animals are not only cute but also educational.



Cozy Crochet Garments: Keeping Your Baby Warm and Snug


Crocheted garments are not only stylish but also incredibly cozy for your little one. From soft blankets and adorable hats to practical booties, these projects are essential for a comfortable and warm baby.

- **Baby Blankets:** Crochet a beautiful baby blanket in a variety of stitches and colors. These blankets are perfect for swaddling, cuddling,

and providing warmth.



- **Crochet Hats:** Keep your baby's head warm and stylish with crocheted hats. Choose from a variety of patterns, from beanies to sun hats.



20 EASY & ADORABLE CROCHET *toys that will melt your heart*

WWW.DABBIESANDBABBLES.COM



- **Baby Booties:** Protect your baby's tiny feet with adorable crocheted booties. These booties are easy to make and come in various designs.



Practical Crochet Accessories: Baby Essentials

Beyond the cute and cuddly projects, crochet can also be used to create practical accessories that will make life with a baby easier. From bibs and burp cloths to diaper covers and changing pads, these crochet projects are both functional and stylish.

- **Bibs and Burp Cloths:** Protect your baby and your clothes from spills and messes with crocheted bibs and burp cloths. These accessories are easy to make and come in various colors and patterns.



- **Diaper Covers:** Keep your baby's diapers in place with crocheted diaper covers. These covers are adjustable and come in various designs.



- **Changing Pads:** Make diaper changes more comfortable for your baby with a crocheted changing pad. These pads are soft and provide extra padding.



Tips for Beginners: Embarking on Your Crochet Journey

If you're new to the world of crochet, don't be intimidated! With a little patience and practice, you'll be able to master the basic stitches and start creating charming baby projects. Here are a few tips to get you started:

- **Choose the Right Yarn:** For baby projects, opt for soft and gentle yarns that are suitable for delicate skin.

- **Learn the Basic Stitches:** Start with the basic stitches such as the chain stitch, single crochet, and double crochet. Once you master these, you can tackle more complex patterns.
- **Follow Patterns Carefully:** Patterns provide step-by-step instructions on how to create your desired project. Read the pattern carefully and follow the instructions precisely.
- **Practice Makes Perfect:** The key to mastering crochet is practice. Start with small, easy projects to build your skills and confidence.
- **Don't Be Afraid to Ask for Help:** There are countless online resources, books, and fellow crocheters who are willing to share their knowledge and help you along the way.

Crochet is a versatile and rewarding craft that allows you to create a wide range of charming and practical items for your precious baby. From cuddly animals to cozy garments and practical accessories, the possibilities are endless. Whether you're a seasoned crocheter or a beginner embarking on your craft journey, this guide will inspire you with endless ideas and provide you with the tips you need to get started. So grab your yarn, hook, and a little patience, and dive into the enchanting world of crochet baby projects.



Crochet Patterns for Babies: Crochet Cute Baby


Projects: Crochet Children Stuffs by Pamela Leis Higdon

★★★★☆ 4.4 out of 5

Language : English
 File size : 17396 KB
 Text-to-Speech : Enabled
 Screen Reader : Supported
 Enhanced typesetting : Enabled
 Print length : 52 pages
 Lending : Enabled

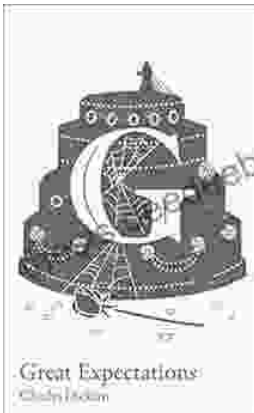
FREE

DOWNLOAD E-BOOK



The ABC of ABC Limericks: A Comprehensive Guide to the Quintessential Verse Form

: A Journey into the World of Limericks Welcome to the whimsical and witty world of ABC limericks, a beloved form of verse that...



GCSE Set Text Student Edition: Collins Classroom Classics - A Comprehensive Review

The GCSE Set Text Student Edition: Collins Classroom Classics is a meticulously crafted resource designed to support students in their GCSE English Literature studies....