

How to Write a Song in Simple Steps, Even If You Don't Play an Instrument

ChordChord

HOW TO WRITE A SONG IN 5 STEPS

2019 Guide


- 1. START WITH THE MUSIC**
We have a few options to get from here, but their goal is common — to create a skeleton of the song that is called chord progression.
- 2. MELODY**
The good way to make a melody is humming absurd syllables just to understand how text and music can complement each other.
- 3. LYRICS STARTS HERE**
Complete and strengthen your melody's mood with words and build lyrics around your music.
- 4. FINALIZING THE SONG**
Try to find the best and worst parts of the song. If you don't like any part of your music, that means that you know that this part can be better, so just work on it.
- 5. FIND YOUR OWN WAY**
There is no secret formula for good music. The only common thing that unites every song which was ever written is hard work.

ChordChord.com

Songwriting Simplified: How to Write a Song in 5 Simple Steps -Even If You Don't Play An Instrument!

by Kate McLaughlin

★★★★★ 5 out of 5



Language	: English
File size	: 903 KB
Text-to-Speech	: Enabled
Screen Reader	: Supported
Enhanced typesetting	: Enabled
Word Wise	: Enabled
Print length	: 57 pages
Lending	: Enabled



Have you ever wanted to write a song, but didn't know where to start? Or maybe you're a musician who wants to improve your songwriting skills? Either way, this guide will help you learn how to write a song in simple steps, even if you don't play an instrument.

Step 1: Get Inspired

The first step to writing a song is to get inspired. This can come from anything - a personal experience, a story you've heard, or even just a feeling you're having. Once you have your inspiration, you can start to develop your song's theme and message.

Step 2: Choose a Structure

The structure of your song will determine how it flows and how it's perceived by the listener. There are many different song structures, but the most common is the verse-chorus-bridge structure. This structure consists of a verse that introduces the song's theme, a chorus that repeats the main message, and a bridge that provides a contrasting section.

Step 3: Write the Lyrics

The lyrics of your song are what will convey your message to the listener. When writing lyrics, it's important to focus on clarity and impact. Use simple, direct language that will be easy for people to understand. And don't be afraid to use metaphors and similes to add depth and interest to your lyrics.

Step 4: Create the Melody

The melody of your song is what will make it memorable. When creating a melody, it's important to consider the range of your voice and the overall mood of the song. You can use a simple melody that's easy to sing, or you can create a more complex melody that will challenge both you and your listeners.


Step 5: Add Chords

Chords are what will provide the harmonic foundation for your song. If you don't play an instrument, you can use a simple chord chart to find chords that work well together. Once you have your chords, you can start to strum or play them on a keyboard.

Step 6: Record Your Song

Once you're happy with your song, it's time to record it. You can do this using a variety of different methods, such as using a home recording studio or hiring a professional producer. Once you have your recording, you can share it with your friends and family or release it to the public.

Writing a song is a fun and rewarding experience that can be enjoyed by anyone, regardless of their musical ability. By following these simple steps, you can learn how to write your own unique songs that will express your thoughts and emotions in a beautiful and meaningful way.




Songwriting Simplified: How to Write a Song in 5 Simple Steps -Even If You Don't Play An Instrument!

by Kate McLaughlin

★★★★★ 5 out of 5

Language : English
File size : 903 KB
Text-to-Speech : Enabled
Screen Reader : Supported
Enhanced typesetting : Enabled
Word Wise : Enabled
Print length : 57 pages
Lending : Enabled



The ABC of ABC Limericks: A Comprehensive Guide to the Quintessential Verse Form

: A Journey into the World of Limericks Welcome to the whimsical and witty world of ABC limericks, a beloved form of verse that...



GCSE Set Text Student Edition: Collins Classroom Classics - A Comprehensive Review

The GCSE Set Text Student Edition: Collins Classroom Classics is a meticulously crafted resource designed to support students in their GCSE English Literature studies....