

Premier Piano Course Technique 1a: Embark on a Musical Journey with Refined Techniques

Embark on an extraordinary musical adventure with Premier Piano Course Technique 1a, where the foundation of exceptional piano playing is meticulously laid. This comprehensive guide will equip you with the essential knowledge, skills, and techniques to unlock your musical potential and achieve newfound heights of expression. Dive into the captivating world of piano music and elevate your playing to new levels of artistry.

Section 1: The Foundation of Piano Technique

Mastering the fundamentals of piano technique is paramount to developing a solid foundation for your musical growth. In this section, we will explore the essential elements that form the cornerstone of effective piano playing:



Premier Piano Course: Technique Book 1A

by Dennis Alexander

★★★★☆ 4.8 out of 5

Language : English
File size : 28135 KB
Screen Reader : Supported
Print length : 32 pages
Paperback : 64 pages
Item Weight : 7.8 ounces
Dimensions : 8.5 x 0.16 x 11 inches
X-Ray for textbooks : Enabled



1.1 Posture and Hand Position



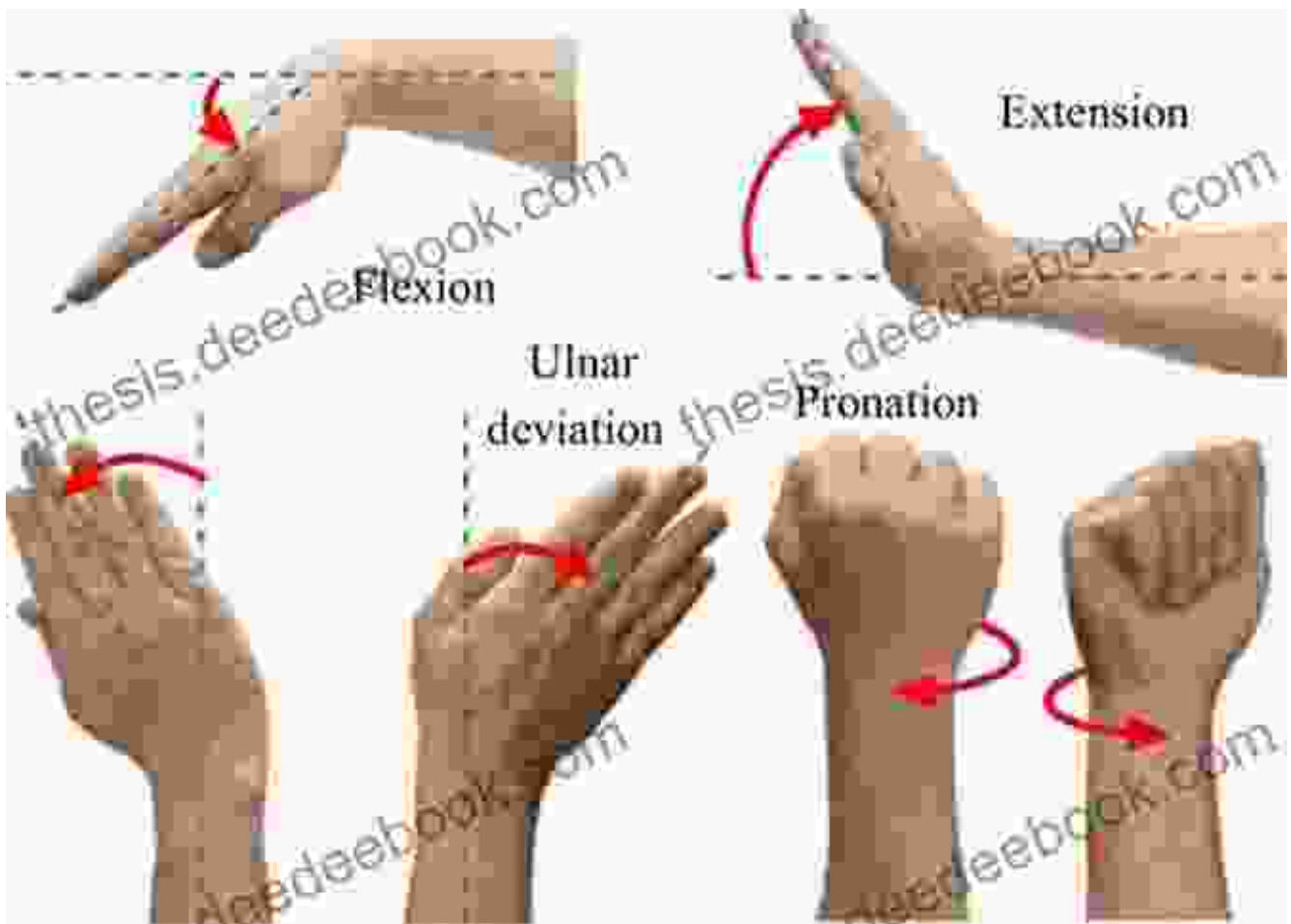
Proper posture and hand positioning are crucial for maintaining comfort, preventing strain, and maximizing your playing efficiency. Learn the correct posture and hand placement to minimize fatigue and enhance your playing experience.

1.2 Finger Technique



Mastering finger technique is essential for precise and agile playing. Discover the different fingerings and exercises to develop strength, dexterity, and coordination in your fingers.

1.3 Arm and Wrist Movements











Efficient arm and wrist movements are vital for accurate and expressive playing. This section covers the techniques for controlling your arm and wrist movements to achieve optimal sound production and dynamic range.

Section 2: Developing Musicality and Expression





Beyond technical proficiency, piano playing is an art form that requires musicality and expression. In this section, we will delve into the techniques that will transform your playing from merely playing notes to creating captivating musical performances:

2.1 Rhythm and Timing

 Rhythm in Music Note Values- US		
Term	Symbol	Value
whole note		4 beats
half note		2 beats
quarter note		1 beat
eighth note		1/2 beat
joined eighth notes		$1/2 + 1/2 = 1$
sixteenth note		1/4 beat
joined sixteenth notes		$1/4 + 1/4 + 1/4 + 1/4 = 1$

Rhythm and timing are the heartbeat of music. Learn to accurately interpret musical notation, develop a steady sense of rhythm, and master the nuances of timing to enhance your musicality.

2.2 Dynamics and Articulation

Term	Symbol	Meaning
<i>staccato</i>		Play the note with a quick key strike, not holding the note to blend with the next
<i>accent</i>		Accent the note
<i>tenuto</i>		Hold the note for its full length
<i>fermata</i>		Hold the note longer than its full length

Dynamics and articulation add depth and character to your playing. Explore the techniques for controlling volume and articulation to convey the emotions and nuances of the music.

2.3 Pedaling



Pedaling adds resonance and sustain to your playing. Learn the different types of pedals, their functions, and how to use them effectively to enhance the expressiveness of your performance.

Section 3: Practice and Performance Strategies

Regular practice and effective performance strategies are essential for continuous improvement and successful performances. In this section, we will provide practical guidance on:

3.1 Practice Techniques



Learn the most effective practice techniques to maximize your progress. Discover strategies for setting practice goals, developing efficient practice routines, and overcoming common practice pitfalls.

3.2 Performance Preparation



Preparing for performances can be both exciting and nerve-wracking. Learn proven strategies for managing performance anxiety, developing mental toughness, and delivering confident and polished performances.

3.3 Performance Etiquette



Understanding performance etiquette is essential for a professional and respectful musical experience. Discover the unwritten rules and courtesies of the classical music world, both on and off stage.

: The Transformative Power of Premier Piano Course Technique 1a

Premier Piano Course Technique 1a is more than just a book; it's a transformative guide that empowers you to unlock your musical potential and embark on a lifelong journey of musical expression. By embracing the techniques and principles outlined in this comprehensive course, you will lay the foundation for a lifetime of musical enjoyment and achievement. Whether you are a beginner aspiring to learn the piano or an experienced player seeking to refine your skills, Premier Piano Course Technique 1a is your trusted companion on the path to musical mastery.

Embark on this extraordinary musical adventure today, and experience the transformative power of Premier Piano Course Technique 1a. Let the magic of music unfold as you elevate your playing to new heights of artistry and expression.



Premier Piano Course: Technique Book 1A


by Dennis Alexander

★★★★☆ 4.8 out of 5

Language : English
File size : 28135 KB
Screen Reader : Supported
Print length : 32 pages
Paperback : 64 pages
Item Weight : 7.8 ounces
Dimensions : 8.5 x 0.16 x 11 inches
X-Ray for textbooks : Enabled

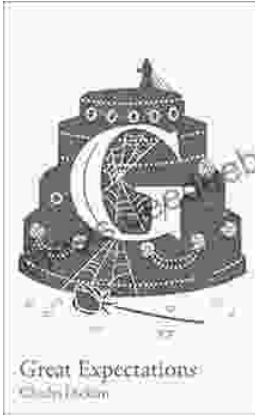
FREE

DOWNLOAD E-BOOK



The ABC of ABC Limericks: A Comprehensive Guide to the Quintessential Verse Form

: A Journey into the World of Limericks Welcome to the whimsical and witty world of ABC limericks, a beloved form of verse that...



GCSE Set Text Student Edition: Collins Classroom Classics - A Comprehensive Review

The GCSE Set Text Student Edition: Collins Classroom Classics is a meticulously crafted resource designed to support students in their GCSE English Literature studies....