


# Slap Technique: Creating Bass Lines The Rudiments Of Rockin String Bass

Slap technique is a popular and versatile technique used by bass players to create a wide range of sounds, from funky grooves to aggressive rock anthems. By slapping the strings with your thumb and pulling them with your fingers, you can create a percussive, syncopated sound that is perfect for adding a rhythmic drive to your music.



## Rockabilly Bass: Slap Technique, Creating Bass Lines & the Rudiments of Rockin' String Bass by Sarah Chaker

★★★★☆ 4.6 out of 5

Language : English

File size : 456530 KB

Text-to-Speech: Enabled

Word Wise : Enabled

Print length : 56 pages

Screen Reader: Supported



In this article, we'll explore the basics of slap technique, including the proper hand position, picking technique, and muting techniques. We'll also provide exercises to help you develop your slap skills and start creating your own bass lines.

### Proper Hand Position

The first step to mastering slap technique is to get your hand position correct. Your thumb should be placed on the string directly behind the

pickup, and your fingers should be curled behind the string, ready to pluck it.

Your wrist should be slightly bent, and your elbow should be tucked in close to your body. This will help you to generate the power and control you need to slap the strings.

## **Picking Technique**

The next step is to learn the proper picking technique. To slap the string, you will use a downward motion with your thumb. Your thumb should strike the string squarely, and you should follow through with your motion so that your thumb comes to rest on the next string.

To pop the string, you will use an upward motion with your fingers. Your fingers should pluck the string directly behind the fret, and you should follow through with your motion so that your fingers come to rest on the next fret.

## **Muting Techniques**

Muting is an essential part of slap technique. It helps to control the sustain of the notes and prevents unwanted noise from ringing out. There are a few different ways to mute the strings, but the most common is to use your left hand to lightly touch the strings behind the fret.


You can also use your right hand to mute the strings by resting your thumb on the string behind the one you are slapping. This is a good technique to use when you are playing fast runs.

## **Exercises**

The best way to develop your slap skills is to practice regularly. Here are a few exercises to help you get started:

1. Start by practicing the basic slap and pop technique on a single string. Once you have the basic motion down, you can start to add variations, such as double stops and triplets.
2. Once you are comfortable with the basic technique, you can start to practice playing grooves. A groove is a repetitive bass line that provides the rhythmic foundation for a song. There are many different types of grooves, so experiment until you find ones that you like.
3. Once you have mastered the basics of slap technique, you can start to experiment with different sounds. You can use different picking techniques, such as ghost notes and harmonics, to create a variety of different sounds. You can also use different muting techniques to control the sustain of the notes.

Slap technique is a powerful and versatile technique that can be used to create a wide range of sounds. By following the tips in this article, you can develop your slap skills and start creating your own bass lines. So what are you waiting for? Start practicing today!



## **Rockabilly Bass: Slap Technique, Creating Bass Lines & the Rudiments of Rockin' String Bass** by Sarah Chaker

★★★★☆ 4.6 out of 5

Language : English

File size : 456530 KB

Text-to-Speech: Enabled


Word Wise : Enabled

Print length : 56 pages

Screen Reader: Supported

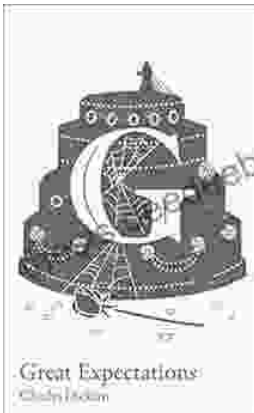
FREE

DOWNLOAD E-BOOK



## **The ABC of ABC Limericks: A Comprehensive Guide to the Quintessential Verse Form**

: A Journey into the World of Limericks Welcome to the whimsical and witty world of ABC limericks, a beloved form of verse that...



## **GCSE Set Text Student Edition: Collins Classroom Classics - A Comprehensive Review**

The GCSE Set Text Student Edition: Collins Classroom Classics is a meticulously crafted resource designed to support students in their GCSE English Literature studies....