

Stitched Paper Art for Kids: A Fun and Creative Activity


Stitching paper art is a fun and creative activity that is perfect for kids of all ages. It is a great way to help them develop their fine motor skills, creativity, and imagination. Plus, it's a great way to use up scrap paper and other materials that you have around the house.

Materials You Will Need

- Paper
- Needle and thread
- Scissors
- Glue (optional)

Getting Started

To get started, simply fold your paper in half and cut out a shape. You can use any shape you like, but simple shapes like squares, circles, and triangles are a good place to start. Once you have cut out your shape, unfold it and lay it flat.



Stitched Paper Art for Kids: 22 Cheeky Pickle Sewing Projects

by Ali Benyon

★★★★★ 5 out of 5

Language : English
File size : 19107 KB
Text-to-Speech : Enabled
Screen Reader : Supported
Enhanced typesetting : Enabled
Word Wise : Enabled



Next, take your needle and thread and tie a knot at the end of the thread. Start stitching around the edge of your shape, using a simple running stitch. You can make your stitches as big or as small as you like. Once you have stitched all the way around your shape, tie a knot at the end of the thread to secure it.

Project Ideas

Once you have mastered the basic technique, you can start to experiment with different project ideas. Here are a few ideas to get you started:

- **Paper mosaics:** Cut out different shapes from colored paper and stitch them together to create a mosaic. You can use any design you like, from simple patterns to complex pictures.
- **Stitched paper garlands:** Cut out shapes from colored paper and stitch them together to create a garland. You can use any shapes you like, and you can even add beads or other embellishments to make your garland more festive.
- **Stitched paper ornaments:** Cut out shapes from festive paper and stitch them together to create ornaments. You can use any shapes you like, and you can even add glitter or other embellishments to make your ornaments more festive.

Safety Tips

Stitching paper art is a safe activity for kids, but there are a few safety tips to keep in mind:

- Always supervise children when they are using needles and thread.
- Make sure that the needle is sharp and that the thread is not frayed.
- Do not let children put the needle in their mouths.
- If a child gets poked with the needle, clean the wound with soap and water and apply a bandage.

Troubleshooting Tips

If you encounter any problems while stitching paper art, here are a few troubleshooting tips:

- **The thread is too thick:** If the thread is too thick, it will be difficult to stitch through the paper. Try using a thinner thread.
- **The needle is too small:** If the needle is too small, it will be difficult to push through the paper. Try using a larger needle.
- **The paper is too thick:** If the paper is too thick, it will be difficult to stitch through. Try using thinner paper.
- **The stitches are too loose:** If the stitches are too loose, the paper will not be held together securely. Try stitching more tightly.
- **The stitches are too tight:** If the stitches are too tight, the paper will be puckered and distorted. Try stitching more loosely.

Stitching paper art is a fun and creative activity that is perfect for kids of all ages. It is a great way to help them develop their fine motor skills, creativity,

and imagination. Plus, it's a great way to use up scrap paper and other materials that you have around the house.

So what are you waiting for? Get your kids started on some stitched paper art today!



Stitched Paper Art for Kids: 22 Cheeky Pickle Sewing


Projects by Ali Benyon

★★★★★ 5 out of 5

Language : English
File size : 19107 KB
Text-to-Speech : Enabled
Screen Reader : Supported
Enhanced typesetting : Enabled
Word Wise : Enabled
Print length : 249 pages

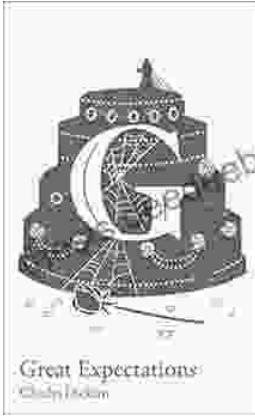
FREE

DOWNLOAD E-BOOK



The ABC of ABC Limericks: A Comprehensive Guide to the Quintessential Verse Form

: A Journey into the World of Limericks Welcome to the whimsical and witty world of ABC limericks, a beloved form of verse that...



GCSE Set Text Student Edition: Collins Classroom Classics - A Comprehensive Review

The GCSE Set Text Student Edition: Collins Classroom Classics is a meticulously crafted resource designed to support students in their GCSE English Literature studies....