

Swedish Weaving Beginner's Guide: Mastering the Art of Intricate Textiles

Swedish weaving, an ancient craft with roots in Scandinavian tradition, has captivated weavers worldwide with its intricate patterns, rich textures, and timeless elegance. This comprehensive beginner's guide will empower you to embark on your own weaving journey, providing a step-by-step to the techniques, materials, and design principles that make Swedish weaving so enchanting.

A Brief History of Swedish Weaving

The origins of Swedish weaving can be traced back to the Viking Age, with archaeological evidence suggesting that textiles played a significant role in Scandinavian culture. Over the centuries, Swedish weaving evolved, influenced by both indigenous traditions and external cultural exchanges. By the 19th century, weaving had become a widespread cottage industry, with skilled weavers producing exquisite textiles for both domestic use and export.

The Basics of Swedish Weaving

Materials

- **Yarn:** Traditionally, Swedish weaving uses natural fibers such as wool, linen, and cotton. Modern weavers may also experiment with synthetic fibers, such as acrylic and nylon, to create different textures and effects.
- **Warp:** The warp threads run lengthwise on the loom and provide the foundation for the woven fabric.

- **Weft:** The weft threads are woven perpendicularly across the warp, creating the patterns and textures of the fabric.

Equipment

- **Loom:** A loom is a frame that holds the warp threads in tension while the weft threads are woven through them. Swedish weaving typically uses a rigid heddle loom, which allows for precise control over the weaving process.
- **Shuttle:** A shuttle is a tool used to pass the weft thread through the warp threads.
- **Beater:** A beater is used to compact the weft threads after each row is woven, creating a dense and durable fabric.


Techniques

- **Plain weave:** The simplest weave, plain weave creates a solid, evenly textured fabric.
- **Twill weave:** Twill weaves produce a diagonal pattern by shifting the weft thread one or more warp threads over each row.
- **Overshot weave:** Overshot weaves create intricate patterns by floating the weft thread over and under multiple warp threads.

Getting Started with Swedish Weaving

1. Choosing a Loom

For beginners, a small rigid heddle loom, such as a 4-shaft or 6-shaft loom, is a good choice. These looms are relatively easy to operate and allow for a wide range of patterns.



SWEDISH WEAVING BEGINNER'S GUIDE: An Absolute Practical Guide to Learning Huck Embroidery (Swedish Weaving) Techniques and Skills With Ease + Stunning Designs and Projects by William C. Oakes

★★★★☆ 4.6 out of 5

Language : English
File size : 8355 KB
Text-to-Speech : Enabled
Screen Reader : Supported
Enhanced typesetting : Enabled
Print length : 86 pages
Lending : Enabled



2. Preparing the Warp

- Wind the warp threads onto the loom's warping board.
- Transfer the warp threads to the loom and secure them to the heddles.
- Adjust the tension of the warp threads using a tensioning device.

3. Weaving the Fabric

- Thread the shuttle with the weft yarn.
- Pass the shuttle through the warp threads, creating a shed.
- Beat the weft yarn into place using the beater.
- Repeat steps 4-5 until the desired length of fabric is woven.

Design Principles of Swedish Weaving

Patterns

Swedish weaving patterns often feature geometric motifs, such as squares, triangles, and stripes, as well as floral and animal designs. The use of contrasting colors and textures creates a rich visual impact.

Colors

Traditional Swedish weaving often uses muted, earthy colors, such as reds, blues, greens, and yellows. Modern weavers may experiment with a wider range of colors to create unique and contemporary designs.

Inspiration

Inspiration for Swedish weaving patterns can be found in a variety of sources, including traditional textiles, folk art, and nature. Weavers may also draw inspiration from other cultures and artistic styles.

Projects for Beginners


- **Simple coasters:** A great way to practice plain weave and create useful items for your home.
- **Woven cushion covers:** Add a touch of Swedish charm to your living room with decorative woven cushion covers.
- **Table runners:** Create a beautiful and functional table centerpiece with a woven table runner.

Tips for Success

- Start with small projects and gradually increase the complexity of your weaving.
- Practice regularly to improve your technique and develop a steady rhythm.

- Experiment with different patterns, colors, and textures to find your unique style.
- Don't be afraid to make mistakes—they are part of the learning process.
- Seek guidance from experienced weavers or online resources if you encounter any challenges.

Swedish weaving is an accessible and rewarding craft that allows you to create beautiful and functional textiles for your home and wardrobe. With patience, dedication, and a touch of creativity, you can master the art of Swedish weaving and add a touch of Scandinavian charm to your everyday life. Embrace the rich history and timeless elegance of this inspiring craft, and embark on a creative journey that will bring you years of joy and fulfillment.




SWEDISH WEAVING BEGINNER'S GUIDE: An Absolute Practical Guide to Learning Huck Embroidery (Swedish Weaving) Techniques and Skills With Ease + Stunning Designs and Projects by William C. Oakes

★★★★☆ 4.6 out of 5

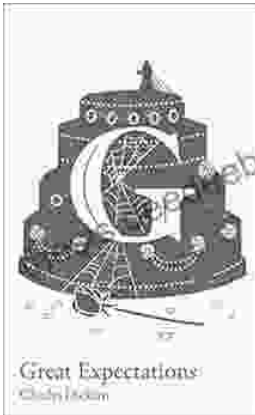
Language : English
File size : 8355 KB
Text-to-Speech : Enabled
Screen Reader : Supported
Enhanced typesetting : Enabled
Print length : 86 pages
Lending : Enabled





The ABC of ABC Limericks: A Comprehensive Guide to the Quintessential Verse Form

: A Journey into the World of Limericks Welcome to the whimsical and witty world of ABC limericks, a beloved form of verse that...



GCSE Set Text Student Edition: Collins Classroom Classics - A Comprehensive Review

The GCSE Set Text Student Edition: Collins Classroom Classics is a meticulously crafted resource designed to support students in their GCSE English Literature studies....