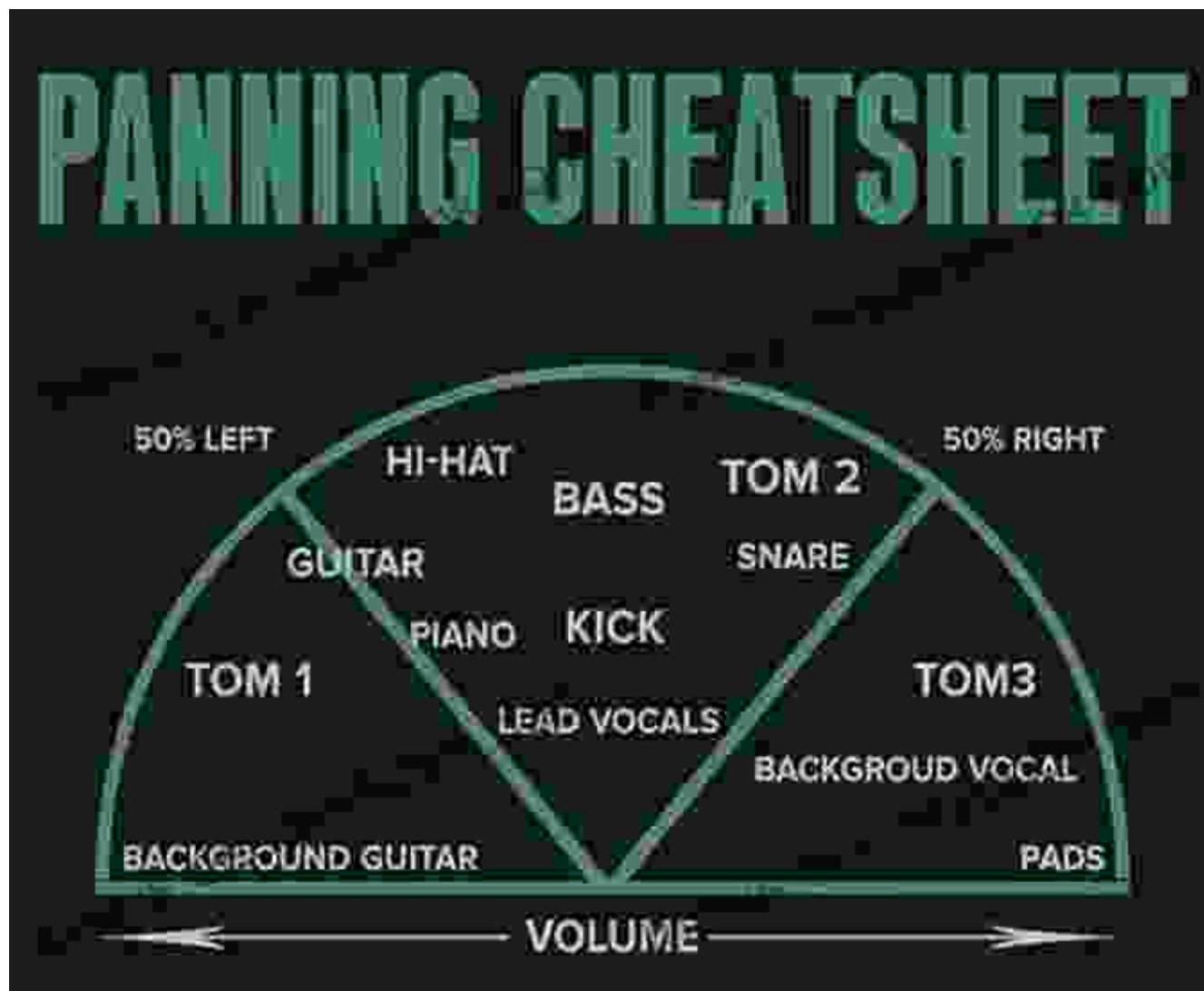


The Art of Clarinet Playing: A Comprehensive Guide to Mastering the Instrument



The clarinet is a versatile and expressive woodwind instrument that has been captivating audiences for centuries. With its distinctive warm and mellow sound, the clarinet has found a place in a wide range of musical genres, from classical to jazz. Mastering the clarinet requires a combination of technical proficiency, musical understanding, and artistic interpretation. This guide will provide a comprehensive overview of the art of clarinet

playing, covering everything from choosing the right instrument to developing advanced techniques and performance skills.



The Art of Clarinet Playing by Keith Stein

★★★★☆ 4.5 out of 5

Language : English

File size : 5640 KB

Text-to-Speech : Enabled

Word Wise : Enabled

Print length : 80 pages

Screen Reader : Supported

FREE

DOWNLOAD E-BOOK



Choosing the Right Clarinet

The first step in learning to play the clarinet is choosing the appropriate instrument. There are two main types of clarinets: the B-flat clarinet and the A clarinet. The B-flat clarinet is the most common and is typically used in orchestras and bands. The A clarinet is pitched a whole tone higher than the B-flat clarinet and is often used in chamber music and solo repertoire.

When choosing a clarinet, it is important to consider the player's age, size, and playing level. Beginner clarinets are typically made of plastic and have a simpler key system. As players progress, they may choose to upgrade to intermediate or professional-level clarinets made of wood or metal. It is also important to consider the instrument's weight and balance, as these factors can affect the player's comfort and technique.

Embouchure and Breath Control

The embouchure is the way in which the player's lips and teeth are positioned on the mouthpiece. A proper embouchure is essential for producing a clear and resonant sound. The lips should be firm but not too tight, and the teeth should be slightly parted. The player should aim to create a small, round opening in the center of the mouthpiece.

Breath control is another crucial element of clarinet playing. The player must be able to control the flow of air through the instrument in order to produce a steady and even sound. This involves using the diaphragm and abdominal muscles to regulate the breath. Good breath control allows the player to play with ease and expression.

Fingering Technique

The fingering technique is the way in which the player covers and uncovers the holes on the clarinet with their fingers. Each note on the clarinet is produced by a specific combination of fingerings. The player must develop a strong and accurate fingering technique in order to play the instrument with fluency and precision.

There are various fingering charts available that show the proper fingerings for each note. It is important to practice fingering exercises regularly to develop muscle memory and improve coordination. With practice, the player will be able to play scales, arpeggios, and melodies with ease.

Tone Production

The tone of a clarinet is the quality of its sound. A good tone is clear, resonant, and full. The player's embouchure, breath control, and fingering technique all contribute to the tone of the instrument.

To produce a good tone, the player must use a firm and consistent embouchure. The air stream should be directed into the center of the mouthpiece, and the tongue should be used to articulate the notes clearly. The player should also experiment with different fingerings to find the ones that produce the best tone for each note.

Musical Interpretation

Once the player has mastered the technical aspects of clarinet playing, they can begin to focus on musical interpretation. This involves understanding the composer's intent and conveying it through their performance. The player should consider the tempo, dynamics, and articulation of the music, and use their musical instincts to create a performance that is both technically proficient and artistically expressive.

Musical interpretation is a subjective matter, and there is no one right way to play a piece of music. The player should эксперимент different interpretations and find the one that they feel best expresses the music's message.

Performance Skills

In addition to technical proficiency and musical understanding, clarinet players need to develop a range of performance skills. These skills include stage presence, audience engagement, and the ability to work with other musicians.

Stage presence is the ability to connect with the audience and captivate them with one's performance. Clarinet players can develop stage presence by practicing in front of others, performing in recitals and competitions, and taking classes in performance etiquette.

Audience engagement is the ability to interact with the audience and make them feel part of the performance. Clarinet players can engage the audience by making eye contact, using expressive body language, and telling stories about the music they are playing.

The ability to work with other musicians is essential for clarinet players who want to perform in ensembles. Clarinet players must be able to listen to others, follow the conductor, and adjust their playing to fit the group sound. They must also be able to work well with other musicians in rehearsals and performances.

Advanced Techniques

Once the player has mastered the basics of clarinet playing, they may wish to explore more advanced techniques. These techniques include vibrato, articulation, and extended range playing.

Vibrato is a slight oscillation of the pitch that can add warmth and expression to the clarinet's sound. Articulation is the way in which the notes are attacked, sustained, and released. Extended range playing involves playing notes that are outside the clarinet's typical range.

These advanced techniques can be challenging to master, but they can add a new dimension to the player's performance. Clarinet players who are interested in developing these techniques should work with a qualified teacher.

The art of clarinet playing is a demanding but rewarding pursuit. With dedication and hard work, players can master the instrument's technical challenges and develop their own unique musical voice. This guide has

provided a comprehensive overview of the art of clarinet playing, from choosing the right instrument to developing advanced techniques and performance skills. By following these tips, clarinet players can unlock the full potential of the instrument and create beautiful music that will move and inspire audiences.



The Art of Clarinet Playing by Keith Stein

★★★★☆ 4.5 out of 5

Language : English

File size : 5640 KB

Text-to-Speech : Enabled


Word Wise : Enabled

Print length : 80 pages

Screen Reader : Supported

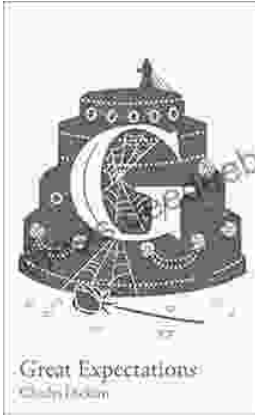
FREE

DOWNLOAD E-BOOK



The ABC of ABC Limericks: A Comprehensive Guide to the Quintessential Verse Form

: A Journey into the World of Limericks Welcome to the whimsical and witty world of ABC limericks, a beloved form of verse that...



GCSE Set Text Student Edition: Collins Classroom Classics - A Comprehensive Review

The GCSE Set Text Student Edition: Collins Classroom Classics is a meticulously crafted resource designed to support students in their GCSE English Literature studies....