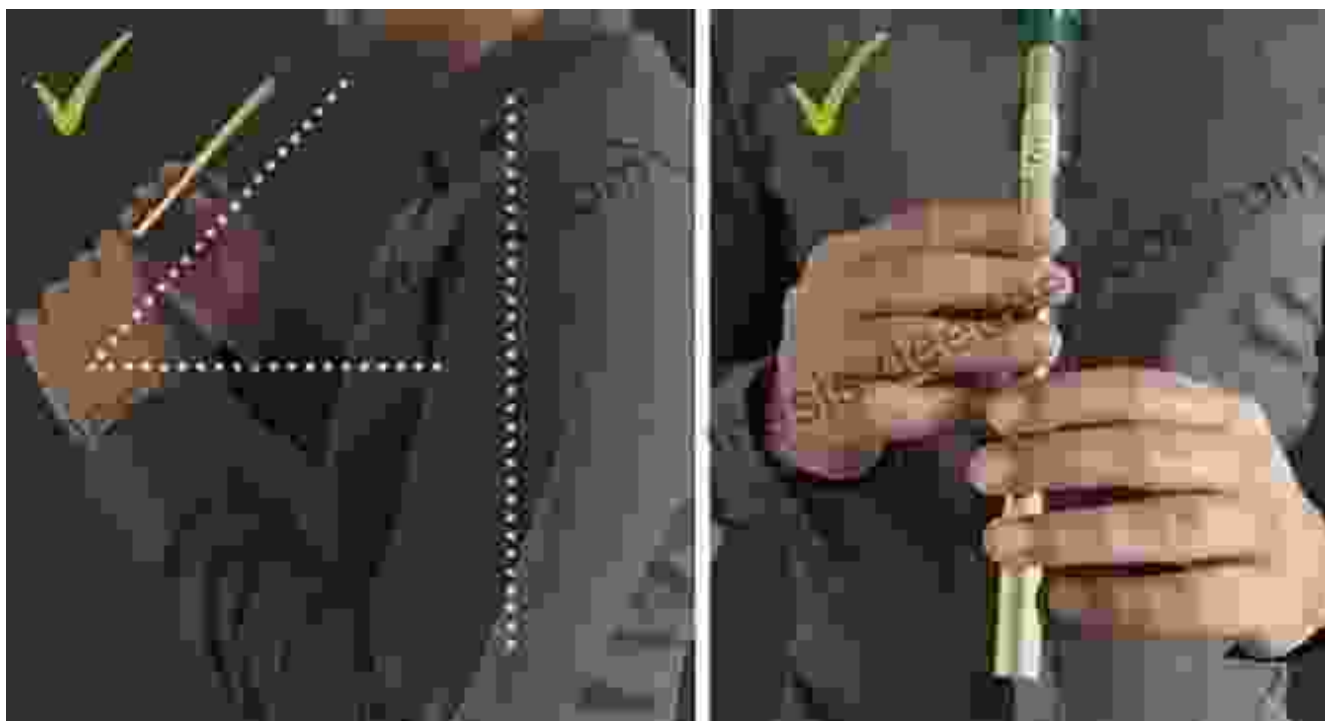


The Ultimate Guide to Tin Whistle Lessons for Beginners: Embark on Your Musical Journey

: Embracing the Magic of the Tin Whistle



Tin Whistle Lessons for Beginners: Teach Yourself How to Play Tin Whistle (Free Audio Available) (Progressive)

by Peter Gelling

★★★★☆ 4.4 out of 5

Language : English
File size : 62728 KB
Text-to-Speech : Enabled
Screen Reader : Supported
Enhanced typesetting : Enabled
Word Wise : Enabled
Print length : 133 pages
Lending : Enabled



The tin whistle, a timeless and versatile instrument, has captivated musicians for centuries with its enchanting sound and ability to weave its charm into various musical genres. Whether you're drawn to traditional Irish folk melodies, lively Celtic tunes, or enchanting classical pieces, the tin whistle offers an accessible and enjoyable gateway into the world of music-making.

Chapter 1: Unlocking the Basics: Embarking on Your Tin Whistle Adventure

Section 1: Assembling Your Tin Whistle

Before embarking on your musical adventure, it's essential to assemble your tin whistle correctly. Typically, a tin whistle consists of two main parts: the head and the body. Align the two parts and carefully insert the head into the body, ensuring a snug fit.

Section 2: Understanding Tin Whistle Anatomy

Familiarize yourself with the tin whistle's anatomy. The mouthpiece, located at the top, is where you place your lips to blow air into the instrument. The finger holes, positioned along the length of the whistle, are covered and uncovered to produce different notes.

Section 3: Achieving Proper Embouchure

The way you position your lips on the mouthpiece significantly impacts the sound you produce. Experiment with different embouchure techniques to

find what works best for you. Generally, you want to create a firm but gentle seal, avoiding excessive pressure or tension.

Chapter 2: Mastering Fingerings and Scales: Laying the Foundation

Section 1: Unveiling the Tin Whistle Fingering Chart

The tin whistle fingering chart serves as a roadmap, guiding you in navigating the finger holes and producing the desired notes. Each hole corresponds to a specific note, and by covering or uncovering them in different combinations, you create melodies.

Section 2: Conquering Basic Scales

Scales are fundamental building blocks in music, and they help you develop finger dexterity and musical fluency. Start with simple scales like the D Major scale, gradually progressing to more complex ones as you gain proficiency.

Section 3: Practicing Patience and Persistence

Learning to play the tin whistle requires patience and persistence. Dedicate time to regular practice sessions, focusing on accuracy and muscle memory. With consistent effort, you'll notice steady improvements in your playing.

Chapter 3: Exploring Traditional Irish Music: A Journey into Cultural Heritage

Section 1: Embracing the Basics of Irish Music

Irish music is renowned for its lively rhythms, enchanting melodies, and captivating storytelling. Familiarize yourself with basic Irish musical elements like reels, jigs, and hornpipes.

Section 2: Unraveling Common Tin Whistle Tunes

Delve into the treasure trove of traditional Irish tin whistle tunes. Start with popular melodies like "The Irish Washerwoman" and "Danny Boy," gradually expanding your repertoire.

Section 3: Discovering Irish Music Sessions

Immerse yourself in the vibrant Irish music scene by attending Irish music sessions. These gatherings provide opportunities to connect with fellow musicians, learn from experienced players, and hone your skills in a social setting.

Chapter 4: Venturing into Celtic Music: Embracing a Wider Musical Landscape

Section 1: Exploring Celtic Musical Roots

Celtic music encompasses a rich tapestry of musical traditions from various Celtic nations, including Ireland, Scotland, and Brittany. Discover the unique characteristics and instruments associated with each region.

Section 2: Embarking on Celtic Melodies

Expand your musical horizons by exploring Celtic melodies that showcase the beauty and diversity of the genre. Play along with recordings, attend Celtic music concerts, and immerse yourself in the enchanting atmosphere.

Section 3: Appreciating Celtic Instruments

Venture beyond the tin whistle and explore other Celtic instruments like the bodhrán, fiddle, and bagpipes. Understanding their roles in Celtic ensembles enhances your musical appreciation and opens up new possibilities for collaboration.

Chapter 5: Advancing Your Skills: Embarking on a Musical Odyssey

Section 1: Exploring Advanced Techniques

As your proficiency grows, delve into advanced tin whistle techniques like ornamentation, vibrato, and cross-fingering. These techniques add depth, expression, and ornamentation to your playing.

Section 2: Expanding Your Repertoire

Challenge yourself by expanding your tin whistle repertoire with more intricate and demanding pieces. Seek out challenging tunes, experiment with different musical styles, and showcase your growing abilities.

Section 3: Finding Your Voice in Music

Develop your unique musical voice by experimenting with improvisation and composition. Allow your creativity to flourish as you create your original melodies and arrangements.

Chapter 6: Maintaining Your Tin Whistle: Nurturing Your Instrument

Section 1: Essential Care and Maintenance

Properly caring for your tin whistle ensures its longevity and optimal performance. Regularly clean the inside and outside of the instrument, using a soft cloth and occasionally a mild disinfectant.

Section 2: Troubleshooting Common Issues

Address common tin whistle issues promptly to maintain its playability. Learn how to adjust the slide, fix leaks, and resolve other minor problems that may arise during your musical journey.

Chapter 7: Resources for Tin Whistle Enthusiasts: A Wealth of Knowledge

Section 1: Discovering Online Resources

Explore a vast array of online resources dedicated to tin whistle enthusiasts. Find instructional videos, sheet music, online forums, and communities where you can connect with fellow players and expand your knowledge.

Section 2: Seeking In-Person Instruction


Consider seeking guidance from an experienced tin whistle instructor for personalized lessons. In-person instruction provides valuable feedback, tailored guidance, and the opportunity to learn from a skilled musician.

Section 3: Attending Workshops and Gatherings

Attend tin whistle workshops, festivals, and gatherings to immerse yourself in the musical community. These events offer opportunities for learning, networking, and sharing your passion for the instrument.

: Embracing the Journey of Musical Fulfillment

Embarking on tin whistle lessons is a journey that unfolds with practice, dedication, and exploration. As you progress, you'll not only develop your musical skills but also immerse yourself in the vibrant cultures and traditions associated with this enchanting instrument. Whether you aspire to play traditional Irish tunes, explore Celtic melodies, or forge your unique musical path, the tin whistle offers an endless source of joy and musical fulfillment. Embrace the journey, let the music flow through you, and share the magic of the tin whistle with the world.




Tin Whistle Lessons for Beginners: Teach Yourself How to Play Tin Whistle (Free Audio Available) (Progressive)

by Peter Gelling

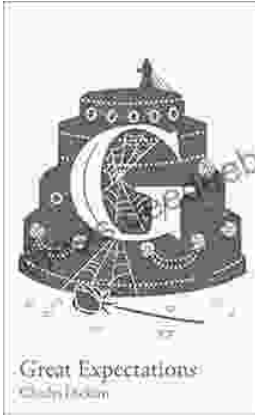
★★★★☆ 4.4 out of 5

Language : English
File size : 62728 KB
Text-to-Speech : Enabled
Screen Reader : Supported
Enhanced typesetting : Enabled
Word Wise : Enabled
Print length : 133 pages
Lending : Enabled



The ABC of ABC Limericks: A Comprehensive Guide to the Quintessential Verse Form

: A Journey into the World of Limericks Welcome to the whimsical and witty world of ABC limericks, a beloved form of verse that...



GCSE Set Text Student Edition: Collins Classroom Classics - A Comprehensive Review

The GCSE Set Text Student Edition: Collins Classroom Classics is a meticulously crafted resource designed to support students in their GCSE English Literature studies....