


Trendy Chic Curly Bob Hairstyles For Women: A Guide to Finding Your Perfect Cut

Curly bob hairstyles have been a popular choice for women for decades, and for good reason. They're versatile, easy to style, and can flatter any face shape. If you're thinking about getting a curly bob, here's a guide to help you find the perfect cut for you.

Types of Curly Bob Hairstyles

There are many different types of curly bob hairstyles, so you're sure to find one that suits your taste. Here are a few of the most popular options:



Trendy Chic Curly Bob Hairstyles for Women: Stylish and Glamorous Curly Bob Hairstyles for Short Curly Hair Lovers by Coleen Bedrosian

★★★★★ 5 out of 5

Language	: English
File size	: 1040 KB
Text-to-Speech	: Enabled
Screen Reader	: Supported
Enhanced typesetting	: Enabled
Word Wise	: Enabled
Lending	: Enabled
Print length	: 14 pages



- **The classic bob:** This is a chin-length bob with soft, rounded layers. It's a versatile style that can be worn sleek and straight or with more volume and curls.

- **The A-line bob:** This bob is shorter in the back and longer in the front, creating an A-line shape. It's a great option for women who want to add volume to their hair.
- **The graduated bob:** This bob has shorter layers in the back and longer layers in the front, creating a graduated effect. It's a stylish and edgy option that's perfect for women who want to make a statement.
- **The pixie bob:** This bob is short and choppy, with lots of texture and volume. It's a great option for women who want a low-maintenance style that's still stylish.

How to Choose the Right Curly Bob Hairstyle for You

When choosing a curly bob hairstyle, there are a few things to keep in mind:

- **Your face shape:** The right bob hairstyle for you will depend on your face shape. If you have a round face, you'll want to choose a bob that's longer in the front and shorter in the back. This will help to elongate your face. If you have a square face, you'll want to choose a bob that's shorter in the front and longer in the back. This will help to soften your jawline.
- **Your hair type:** If you have fine hair, you'll want to choose a bob that's shorter and less layered. This will help to give your hair more volume. If you have thick hair, you can choose a bob that's longer and more layered. This will help to reduce the bulk of your hair.
- **Your personal style:** Ultimately, the best bob hairstyle for you is the one that you feel most confident in. If you're not sure what style to

choose, consult with a hairstylist who can help you find the perfect cut for your face shape, hair type, and personal style.

Styling Tips for Curly Bob Hairstyles

Once you've found the perfect curly bob hairstyle, it's important to know how to style it properly. Here are a few tips:


- **Use the right products:** Start by using a shampoo and conditioner that's designed for curly hair. This will help to define your curls and keep them from getting frizzy. You should also use a leave-in conditioner to help keep your curls hydrated.
- **Diffuse your hair:** After washing your hair, don't towel dry it. Instead, use a diffuser to dry your hair on a low heat setting. This will help to prevent your curls from getting frizzy.
- **Use a curling iron:** If you want to add more definition to your curls, you can use a curling iron. Be sure to use a curling iron that's designed for curly hair. This will help to prevent your curls from getting damaged.
- **Accessorize:** You can add a touch of style to your curly bob by adding some accessories. Headbands, hair clips, and scarves are all great options.

Curly bob hairstyles are a great way to add style and volume to your hair. With so many different types of curly bob hairstyles to choose from, you're sure to find one that's perfect for you. Just be sure to keep your face shape, hair type, and personal style in mind when choosing a style. With the right products and styling tips, you can create a curly bob hairstyle that will turn heads.

Here are some additional tips for styling curly bob hairstyles:

- **Experiment with different partings:** A different parting can change the whole look of your bob. Try a side part, a middle part, or even a zig-zag part.
- **Add some volume:** If your hair is fine, you can add some volume by using a volumizing shampoo and conditioner. You can also try using a root lifter or teasing your hair at the roots.
- **Create some texture:** You can create some texture in your hair by using a sea salt spray or a texturizing cream. This will help to give your hair a more lived-in look.
- **Accessorize:** You can add a touch of style to your curly bob by adding some accessories. Headbands, hair clips, and scarves are all great options.

With a little bit of effort, you can create a curly bob hairstyle that's perfect for you. So what are you waiting for? Give it a try today!



Trendy Chic Curly Bob Hairstyles for Women: Stylish and Glamorous Curly Bob Hairstyles for Short Curly


Hair Lovers by Coleen Bedrosian

★★★★★ 5 out of 5

Language	: English
File size	: 1040 KB
Text-to-Speech	: Enabled
Screen Reader	: Supported
Enhanced typesetting	: Enabled
Word Wise	: Enabled
Lending	: Enabled
Print length	: 14 pages

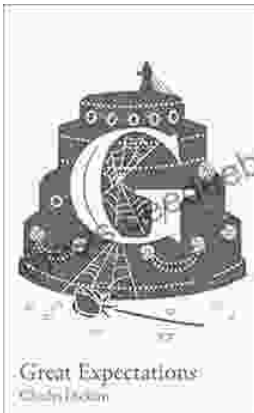
FREE

DOWNLOAD E-BOOK



The ABC of ABC Limericks: A Comprehensive Guide to the Quintessential Verse Form

: A Journey into the World of Limericks Welcome to the whimsical and witty world of ABC limericks, a beloved form of verse that...



GCSE Set Text Student Edition: Collins Classroom Classics - A Comprehensive Review

The GCSE Set Text Student Edition: Collins Classroom Classics is a meticulously crafted resource designed to support students in their GCSE English Literature studies....