


Unleash Your Creativity: A Comprehensive Guide to Adorable Fruit and Vegetable Crochet Patterns

Crocheting, an ancient craft that has been passed down through generations, has experienced a resurgence in recent years as crafters seek to create unique and charming handmade items. Among the vast array of crochet patterns available, fruit and vegetable patterns stand out for their cuteness and versatility. Whether you're looking to add a splash of color to your kitchen décor, create adorable toys for your little ones, or find a unique way to express your love for gardening, these patterns are sure to provide endless inspiration.

Exploring the World of Fruit Crochet Patterns

The possibilities for crocheting fruits are virtually endless. From classic favorites like apples, bananas, and strawberries to more exotic options like pineapples, avocados, and mangos, you can find a pattern to suit every taste and skill level. These patterns often feature intricate details and realistic textures, making the finished products look as delicious as the real thing. You can create lifelike fruit bowls, garlands, coasters, and even amigurumi toys that are sure to bring joy to any home.



Cute Fruits & Vegetables Crochet Patterns: Easy-to-Follow Templates and Detailed Instructions: Fruits & Vegetables Crochet Guide Book by Christian Wolmar

★★★★☆ 4.7 out of 5

Language : English

File size : 20462 KB

Text-to-Speech : Enabled

Enhanced typesetting : Enabled
Print length : 60 pages
Lending : Enabled
Screen Reader : Supported



The Delightful World of Vegetable Crochet Patterns

Just as there are countless fruit crochet patterns, there is also a wide range of vegetable patterns available. From common vegetables like carrots, cucumbers, and tomatoes to more unique choices like artichokes, asparagus, and broccoli, you're sure to find the perfect pattern to add a touch of whimsical charm to your crocheting projects. These patterns often capture the distinctive shapes and textures of vegetables, making them both adorable and educational. You can create vegetable gardens, market stands, and kitchen accessories that will bring a smile to your face.



Choosing the Right Materials for Your Project

When crocheting fruits and vegetables, the choice of yarn is crucial. For most patterns, worsted weight cotton yarn is a good option as it provides durability and a smooth texture. However, you can also experiment with

different yarn types to achieve specific effects. For example, using variegated yarn can create a more realistic fruit-like appearance, while using fuzzy yarn can add a whimsical touch to your vegetables. Additionally, you may need to use different colors of yarn to create realistic details, such as strawberry seeds or vegetable leaves.

Mastering the Basic Crochet Stitches


To crochet fruits and vegetables, you will need to be familiar with a few basic crochet stitches, including the single crochet, double crochet, and slip stitch. These stitches are used to create the various shapes and textures found in fruit and vegetable patterns. Most patterns will provide detailed instructions on how to work each stitch, making it easy for beginners to follow along. With a little practice, you'll soon be able to crochet realistic and adorable fruits and vegetables with ease.

Finding Inspiration and Sharing Your Creations

There are countless resources available online and in libraries to help you find inspiration for your fruit and vegetable crochet projects. You can search for patterns on websites like Ravelry, Etsy, and Pinterest, or purchase books dedicated to the topic. Additionally, many crochet communities exist on social media platforms, where you can connect with other crafters, share your work, and learn new techniques. Whether you're looking for a simple pattern for a beginner or a challenging one for an experienced crocheter, you're sure to find something that inspires you.



Crocheting fruits and vegetables is a delightful and rewarding craft that can bring joy to any home. With a variety of patterns available, the possibilities are endless. Whether you're a beginner or an experienced crocheter, you're sure to find a pattern that suits your skill level and interests. So grab your yarn and hook, and let your creativity bloom as you embark on this adorable and delicious crochet adventure.




Cute Fruits & Vegetables Crochet Patterns: Easy-to-Follow Templates and Detailed Instructions: Fruits & Vegetables Crochet Guide Book by Christian Wolmar

★★★★☆ 4.7 out of 5

Language : English

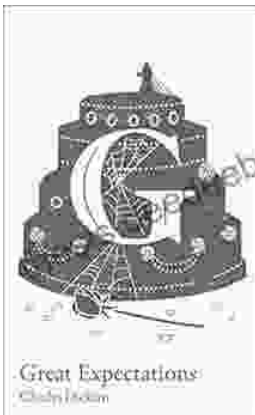
File size : 20462 KB

Text-to-Speech : Enabled
Enhanced typesetting: Enabled
Print length : 60 pages
Lending : Enabled
Screen Reader : Supported



The ABC of ABC Limericks: A Comprehensive Guide to the Quintessential Verse Form

: A Journey into the World of Limericks Welcome to the whimsical and witty world of ABC limericks, a beloved form of verse that...



GCSE Set Text Student Edition: Collins Classroom Classics - A Comprehensive Review

The GCSE Set Text Student Edition: Collins Classroom Classics is a meticulously crafted resource designed to support students in their GCSE English Literature studies....